



FA-5

ADM Flooring Design
 3340 Leonis Blvd
 Vernon, CA 90058
 Ph: 888-729-6781
 www.admflooringdesign.com

PRODUCT DESCRIPTION



ADM's FA-5 is a superior one component moisture curing urethane adhesive. FA-5 offers good wet/green grab, superior non-slump capability, and excellent shrink resistance allowing consistent contact between the wood flooring and substrate. FA-5 has high strength bond properties and superior elasticity.




Typical Uses

ADM's FA-5 can be used over both concrete and wood substrates to install finish wood surfaces including solid hardwood planks, laminate hardwood flooring, engineered hardwood flooring, and parquet flooring.

Advantages

- Easy application
- Ultra-Low V.O.C. formula
- High bond strength
- Strong wet / green grab
- Minimal shrinkage and non-slump for superior contact
- High elastomeric properties

Coverage

Flooring Product	Trowel size	Coverage
Engineered and Cork up to 7" wide and up to 5/8" thick. Solid and Bamboo up to 3" wide and up to 1/2" thick	3/16" x 1/4" x 1/2" V-Notch 	50 - 55 sq. ft. /gal.
Wood Flooring over 3" wide and up to 3/4" thick	1/4" x 1/4" x 1/4" Square Notch 	30 - 40 sq. ft. /gal.
Finger Block Parquet, Recycled Rubber Flooring and Cork Underlayment	1/8" x 1/8" x 1/8" Square Notch 	70 - 80 sq. ft. /gal.

Packaging

Available in 5 gallon metal pails

Cautions and Limitations

ADM's FA-5 is not a moisture barrier by itself. If moisture levels in the substrate exceeds recommended levels, contact Technical Support for further instructions. Do not use on wet, frozen, friable, or contaminated surfaces. Do not add water or stir the adhesive. FA-5 was formulated for professional use.

TECHNICAL DATA

Color Light Brown
Open Time (70° F, 45% RH) 1 hr. 30 minutes
Tack Onset (70° F, 45% RH) 60 minutes
V.O.C. Level <30.0g/l
Flash Point >250°F
Freeze / Thaw Stable
Shelf Life 12 months for unopened containers stored in ambient conditions.

INSTALLATION

In addition to these instructions, installers shall also refer to the most current edition of the following publications: American National Standards Institute (ANSI) publications. Tile Council of North America (TCNA) Handbook for Ceramic Tile Installations The Marble Institute of America (MIA) Dimension Stone Design Manual, NWFA (National Wood Flooring Association).

Surface Preparation

Surfaces must be clean and free from dirt, dust, debris, oils, waxes, or any other material that would inhibit bonding of the adhesive to the substrate, if some materials are difficult to remove, surface abrasion may be required. For use only in interior environments. Temperatures should be maintained as close to 70°F and 45% relative humidity at least 72 hours before, during, and after installation of product. Floor moisture must be measured prior to installation. Maximum moisture presence is 6lb. Per 1000/sq.ft. per 24 hours, based on a Calcium-Chloride (CaCl) test, a maximum of a 4.5 reading on a TRAMEX Concrete Moisture Encounter, or 80% RH. Floor level can not exceed variance of 3/16" per 10 feet. Follow all surface preparation instructions issued by the manufacturer of wood finish surfaces.

Flooring Installation

Condition finish flooring surface and install in accordance with wood manufacturers directions. Pour product over the correctly prepared surface, and trowel in place using a suitable notch trowel for the application of this product (see trowel chart). Using the incorrect trowel will void this adhesives warranty.

Press flooring firmly into ADM's FA-5 adhesive immediately after troweling. Starter rows should be taped to help prevent movement. Periodically check to make sure there is 100% adhesive coverage and transfer to the flooring. Do not spread more adhesive than can be covered in 45 minutes.

Additional Instructions

Use a weighted roller in accordance with wood manufacturer's instructions. Allow a minimum of 4 hours to cure before light foot traffic can begin. Normal traffic can resume after 12 hours.

ONCE FA-5 CURES IT IS EXTREMELY DIFFICULT TO REMOVE AND WILL ETCH FINISH SURFACES.

CLEAN UP: Fresh adhesive – use an Urethane Adhesive Remover sparingly with a clean, white cotton cloth to immediately clean any adhesive from the surface of prefinished floors. Always test on a scrap of the flooring material prior to using on an installed floor to ensure that the cleaner will not damage the surface.



FA-5

2 of 2

Health and Safety

Wear protective clothing and eye protection when using this product. Wear rubber gloves during application of product to avoid contact with skin. Use only in well ventilated areas.

EMERGENCY PROCEDURES.

SKIN - Wash thoroughly with soap and water.

EYES - Flush with water for 15 minutes. Seek immediate medical attention.

INHALATION - Remove person to fresh air.

INGESTION - Do not induce vomiting, seek immediate medical attention.

KEEP OUT OF REACH OF CHILDREN AND PETS.

WARRANTY

This product is manufactured according to exacting quality control standards and is warranted to be free from manufacturing defects. Defective material called to our attention within one year of manufacture will be replaced. No guarantee, expressed or implied, is made regarding the performance of this product since the manner and conditions of application are beyond our control.